








Status Indicator Light	
Light on steady 	Unit is turned on and operating normally
Steady flashing 	Unit in HOLD. Check Run/Hold jumper or remote switch for correct operation.
1 Flash/pause 	Open circuit detected. Check motor connections for open.
2 Flash/pause 	Output short circuit detected. Check motor wiring.
3 Flash/pause 	Overcurrent condition. Check total load.
4 Flash/pause 	Input power fault. Check input power wiring.
5 Flash/pause 	Input frequency out of range (PWM models only).
NOTE: Cycle power with the controller ON/OFF switch to clear a fault code.	