



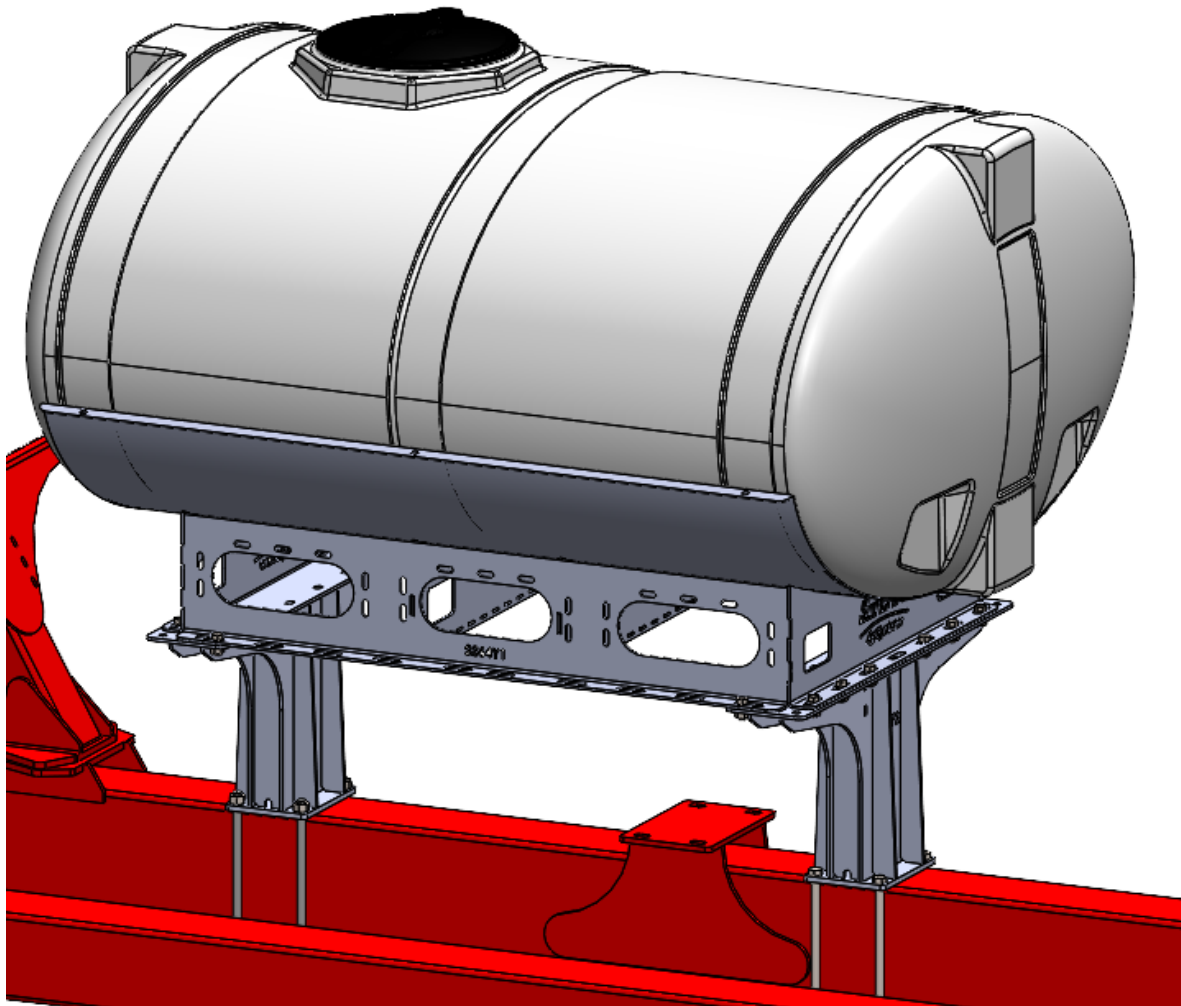
396-5166Y1

Case 2150 - 750 Gallon Tank Mounting Instructions

Planter Manufacturer: **CASE II**
AGRICULTURE

Kit Number: 530-02-400750

Description: Case 2150 - 750 Gal Elliptical Tank Kit



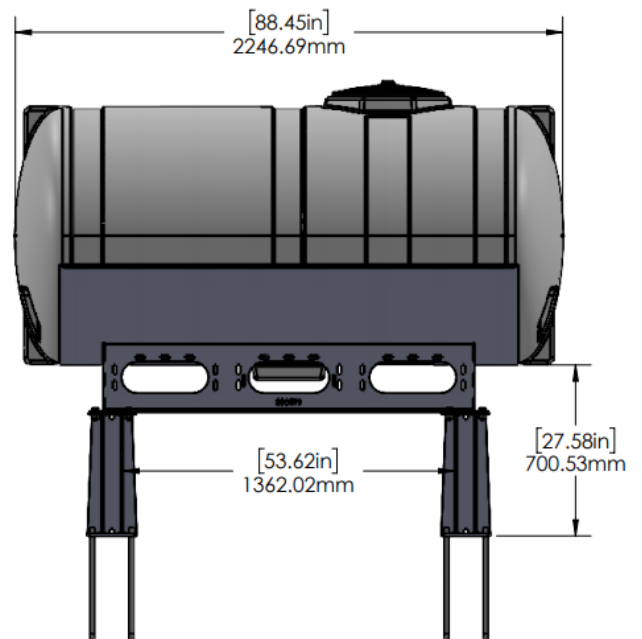
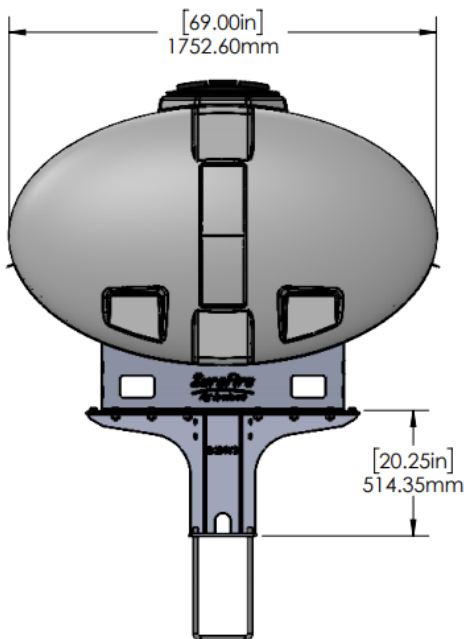
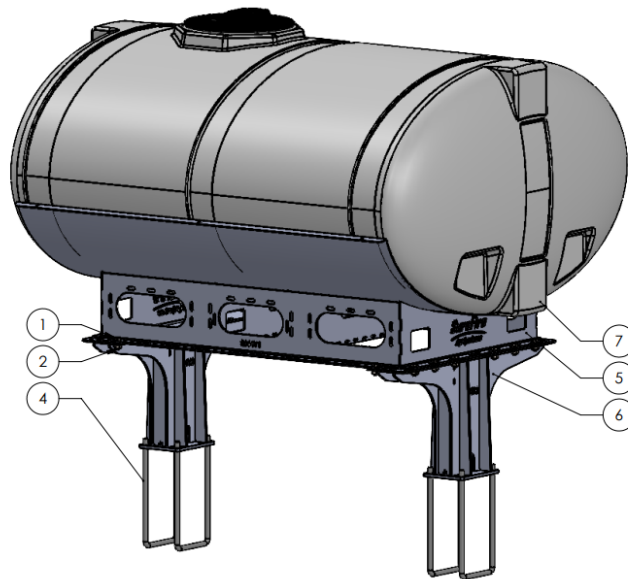


Parts List and Installation Dimensions

530-02-400750

750 Gallon Elliptical Tank Kit

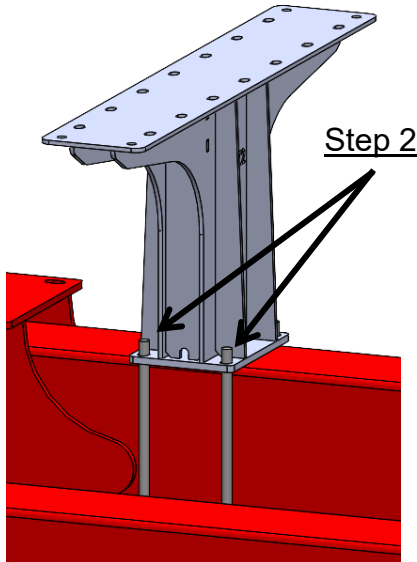
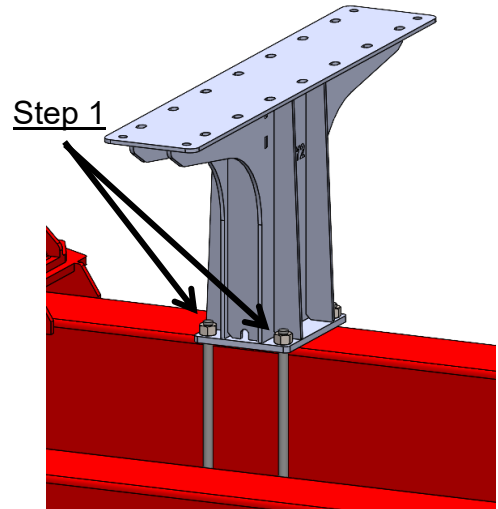
ITEM NO.	PART NUMBER	DESCRIPTION	QTY.
1	300-100108-5	5/8" x 1-1/2" Hex Head Bolt - G5	16
2	323-10	5/8" Flange Nut	16
3	330-10	5/8" Flat Washer	16
4	380-1067	3/4" U-bolt Kit - fits 8" x 16" tube (8" opening) includes flat & lock washers, and nuts.	4
5	421-2364Y1	Elliptical Tank Cradle 750 Gallon	1
6	421-2424Y2	1775NT - 750 Gallon Tank Stand	2
7	727-01-HE0750-69-OS-W	Elliptical Tank - 750 Gal - White - Offset Sump	1





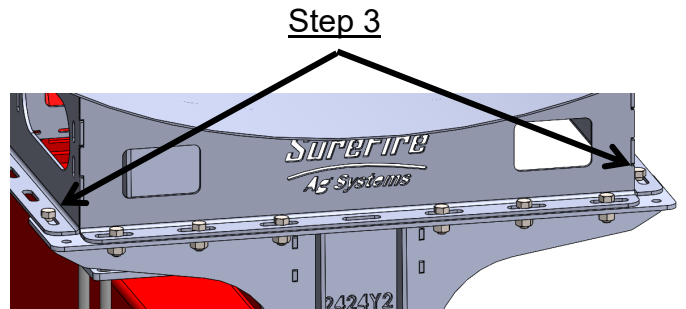
Step by Step Instructions

1. Loosely mount pedestal 421-2424Y2 to the hitch using the hardware provided in kit 380-1067.



2. Loosely mount pedestal 421-2424Y2 clear of the gusset on the hitch using the hardware provided in kit 380-1067.

3. Loosely mount cradle on both pedestals using eight (8) 5/8" x 1-1/2" hex head bolts, washers, and nuts. Repeat on opposite side.
4. Install tank with provided tank straps and tighten everything down.
Note: Tighten straps again after filling tank.



Step 4

